



# Installation Patterns


There are many patterns that you can use in the installation of paving stones. We have provided some basic patterns below. Keep in mind that Park, Plaza, Rotundo and Holland stones all module together, expanding your creative options.




Basketweave Holland 100% Holland




Herringbone 90° Holland 100% Holland  
(also works with any rectangular stone. Plaza & Camino large or small rectangles)




Linen Pattern Arena Stone and City Square 80% Arena, 20% City Square




Running Bond Plaza 100% Plaza  
(also works with any square or rectangular stone)



Muster K Camino Large Recs and Squares 73% Large, 27% Square  
(also works with Park & Plaza)




Step Running Bond Camino Large Recs, Squares and Small Recs 46% Large Recs, 31% Squares, 23% Small Recs




Step Running Bond Camino Large Recs and Squares 60% Large Recs, 40% Square  
(this also works with Park & Plaza)

# Paving Stone Borders


Borders are suitable for use as a creative decorative addition around the perimeter of any paving stone job. All of the border styles will work with every stone, although some combinations will require more cutting than others.



Holland Soldier Course *This border is achievable with any rectangle stone like Holland, Plaza, Camino Large Rec, and Camino Small Rec.*



Holland Double Sailor Course *This border is achievable with any rectangle stone like Holland, Plaza, Camino Large Rec, and Camino Small Rec.*



Camino Small Rec Double Soldier Course *This border is achievable with any rectangle stone like Holland, Plaza, Camino Large Rec, and Camino Small Rec.*